


Forged Gate Crooks



FE1 FE2 FE3
25x8 30x8 40x8
PLAIN BAR

FE9
12x12mm
HAM EDGE

FE10 FE11 FE12
30x10 40x10 50x10
PLAIN BAR

FE13 FE14 FE15
25x8 30x8 40x8
PLAIN BAR

FE16 FE17 FE18
25x8 30x8 40x8
HAM EDGE

FE19
12x12mm
PLAIN OR HAM

CROOKS ARE APPROX 200mm TO 300mm LONG



FE4

FORGED ENDS TO SUIT THE
VARIOUS PATTERN BARS



FE5 FE6

12mm DIA 16mm DIA
ROUND BAR CROOKS



FE8 FE8B


SCROLL END FOR
BR16B BR16C



FE7 FE7B

SCROLL END FOR
BR32 BR32B

Gate Corner Blocks



CB30

TO SUIT 30mm

CB40

TO SUIT 40mm

CB50

TO SUIT 50mm

ALLOWS GATE CROOK TO BE WELDED AT BACK EDGE





DH2

50x240x60mm

DH3

80x345x110mm

HEAVY DUTY BASKET HANDLES



DH6

40x280mm

BLACK ORNATE HANDLES



DH7

h=330, w=50, d=80mm



DH8

h=310, w=50, d=80mm

FORGED DOOR HANDLES



DH9

INSBRUCK HANDLES 140mm LONG

DH10

SALISBURGO HANDLES 140mm LONG

HANDLE KITS COME COMPLETE WITH CONNECTING BAR

SWIVEL PLATES DH CP ARE SEPARATE OPTION



DH4

SATIN FINISH

THESE HANDLES FIT GDC10 & GDC30 LOCKS

DH5

ORNATE BLACK

DH1


ORNATE BLACK

57x57x70mm

DHRZ1

DH COVER PLATE

50mm DIA



BB1


75x30x30mm

LANDING BRACKET FOR 12mm BAR

BB2

75x30x30mm

FLIGHT BRACKET FOR 12mm BAR



BRACKETS ARE ALUMINIUM ALLOY CASTING WITH 4 COUNTERSUNK HOLES FOR FIXING.
 COMPLETEY WITH FITTED GRUBSCREWS FOR SECURING THE BALUSTER AND ANGULAR ADJUSTMENT.



DH3 DOOR HANDLE USED AS A CANDLE WALL SCONCE



NO ON SITE WELDING NEEDED WITH THESE EASY TO USE BRACKETS.
 USE WITH ANY 12mm PICKET, PANEL OR BAR.